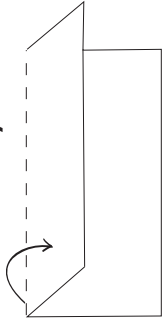
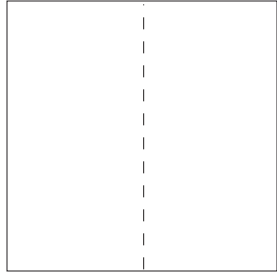


Home Sweet Origami

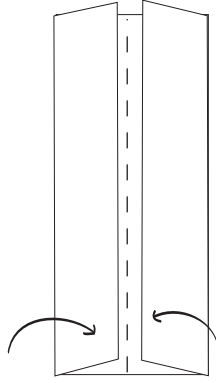
In this story, a group of men visit a house in a very unusual way! Create an origami house of your own by cutting out the square provided and using the instructions below to fold it. If you want, you can create a design on the house when you are done.



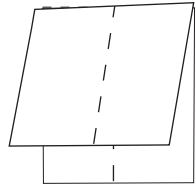
1. Fold the paper in half.



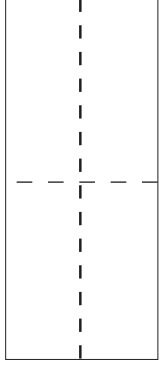
2. Open paper up and you have a center crease.



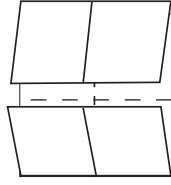
3. Fold the bottom half up to crease and top half to crease in the center.



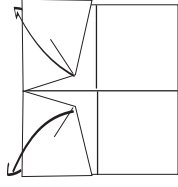
4. Fold paper in half.



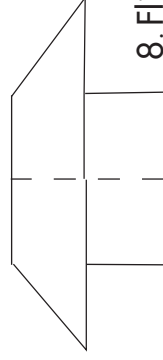
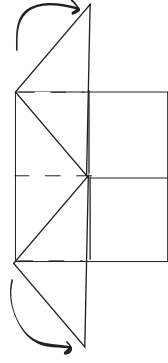
5. Open it and flip over.



6. Fold right side to meet center crease. Fold left side over.



7. Pry open the top left corner and press down to make a triangle. Do the same for the right corner.



8. Flip over and you have a house!

